

PCB terminal block - MKDS 10 HV/ 9-ZB-10,16 - 1709759

Please be informed that the data shown in this PDF Document is generated from our Online Catalog. Please find the complete data in the user's documentation. Our General Terms of Use for Downloads are valid (<http://phoenixcontact.com/download>)

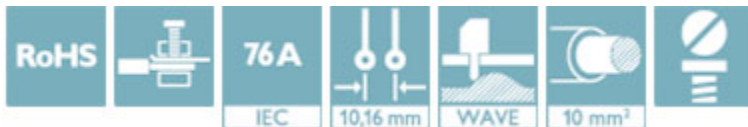


PCB terminal block, nominal current: 76 A, pitch: 10.16 mm, number of positions: 9, connection method: Screw connection with tension sleeve, mounting: Wave soldering, conductor/PCB connection direction: 0 °, color: green


The figure shows a 5-pos. version of the product

Your advantages

- ✓ Well-known connection principle allows worldwide use
- ✓ Low temperature rise, thanks to maximum contact force
- ✓ Allows connection of two conductors
- ✓ Unrestricted 600-V-UL approval thanks to compact zig-zag pinning
- ✓ Integrated protective guide prevents incorrect insertion of the conductor underneath the tension sleeve



Key Commercial Data

Packing unit	1 pc
Minimum order quantity	50 pc
GTIN	 4 046356 074278
GTIN	4046356074278
Weight per Piece (excluding packing)	72.660 g
Custom tariff number	85369010
Country of origin	China

Technical data

Dimensions

Length [l]	18.7 mm
Pitch	10.16 mm
Dimension a	81.28 mm

PCB terminal block - MKDS 10 HV/ 9-ZB-10,16 - 1709759

Technical data

Dimensions

Width [w]	91.44 mm
Height	30.8 mm
Height [h]	35.8 mm
Solder pin [P]	5 mm
Hole diameter	1.5 mm

General

Range of articles	MKDS 10 HV
Insulating material group	I
Rated surge voltage (III/3)	8 kV
Rated surge voltage (III/2)	8 kV
Rated surge voltage (II/2)	8 kV
Rated voltage (III/3)	800 V
Rated voltage (III/2)	1000 V
Rated voltage (II/2)	1000 V
Connection in acc. with standard	EN-VDE
Nominal current I_N	76 A
Nominal cross section	10 mm ²
Maximum load current	76 A (with 16 mm ² conductor cross section)
Insulating material	PA
Flammability rating according to UL 94	V0
Internal cylindrical gage	B6
Stripping length	10 mm
Number of positions	9
Screw thread	M4
Tightening torque, min	1.2 Nm
Tightening torque max	1.5 Nm

Connection data

Conductor cross section solid min.	0.5 mm ²
Conductor cross section solid max.	16 mm ²
Conductor cross section flexible min.	0.5 mm ²
Conductor cross section flexible max.	16 mm ²
Conductor cross section flexible, with ferrule without plastic sleeve min.	0.5 mm ²
Conductor cross section flexible, with ferrule without plastic sleeve max.	16 mm ²
Conductor cross section flexible, with ferrule with plastic sleeve min.	0.5 mm ²
Conductor cross section flexible, with ferrule with plastic sleeve max.	16 mm ²
Conductor cross section AWG min.	20

PCB terminal block - MKDS 10 HV/ 9-ZB-10,16 - 1709759

Technical data

Connection data

Conductor cross section AWG max.	6
2 conductors with same cross section, solid min.	0.5 mm ²
2 conductors with same cross section, solid max.	6 mm ²
2 conductors with same cross section, stranded min.	0.5 mm ²
2 conductors with same cross section, stranded max.	6 mm ²
2 conductors with same cross section, stranded, ferrules without plastic sleeve, min.	0.5 mm ²
2 conductors with same cross section, stranded, ferrules without plastic sleeve, max.	4 mm ²
2 conductors with same cross section, stranded, TWIN ferrules with plastic sleeve, min.	0.5 mm ²
2 conductors with same cross section, stranded, TWIN ferrules with plastic sleeve, max.	6 mm ²

Standards and Regulations

Connection in acc. with standard	EN-VDE
	CUL
Flammability rating according to UL 94	V0

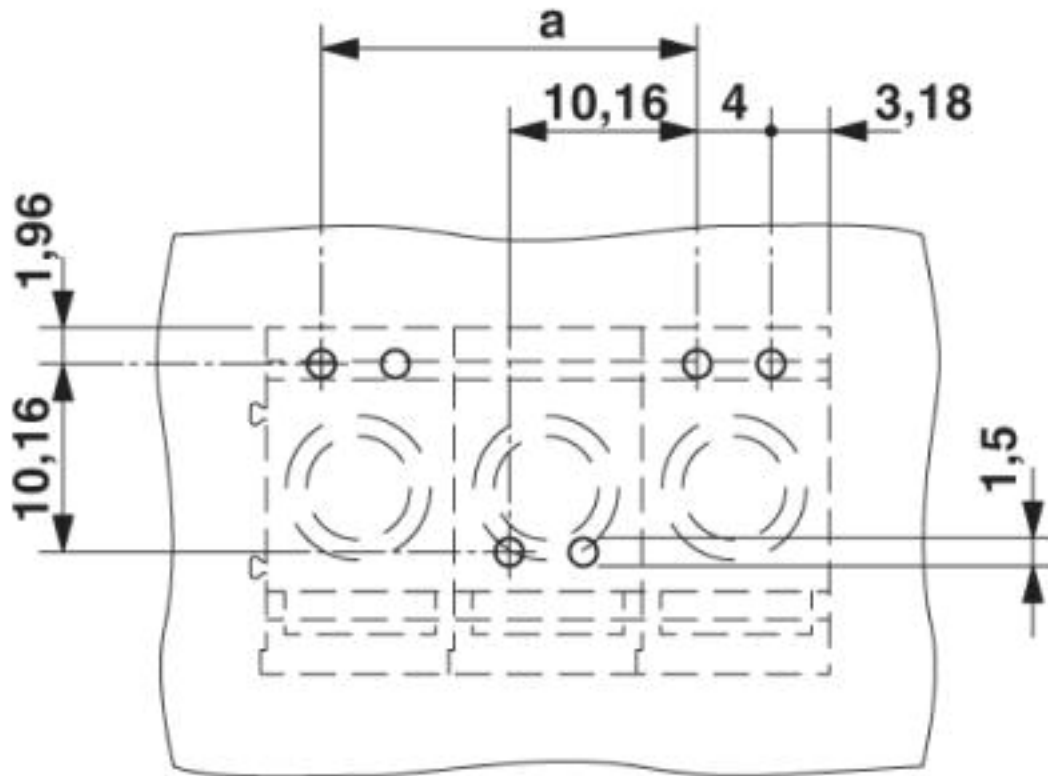
Environmental Product Compliance

	Lead 7439-92-1
China RoHS	Environmentally Friendly Use Period = 50
	For details about hazardous substances go to tab "Downloads", Category "Manufacturer's declaration"

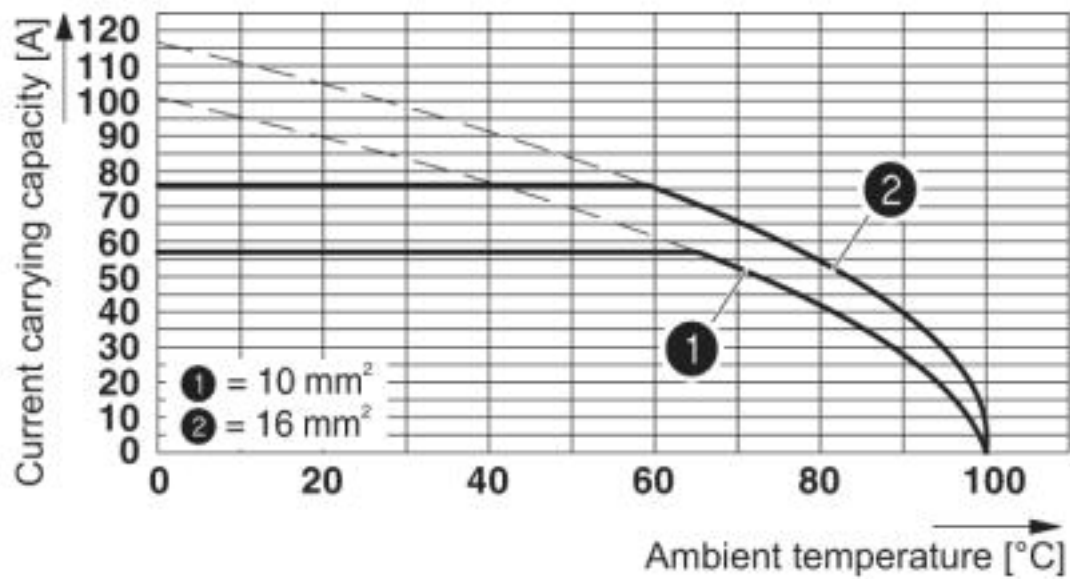
Drawings

PCB terminal block - MKDS 10 HV/ 9-ZB-10,16 - 1709759

Drilling diagram

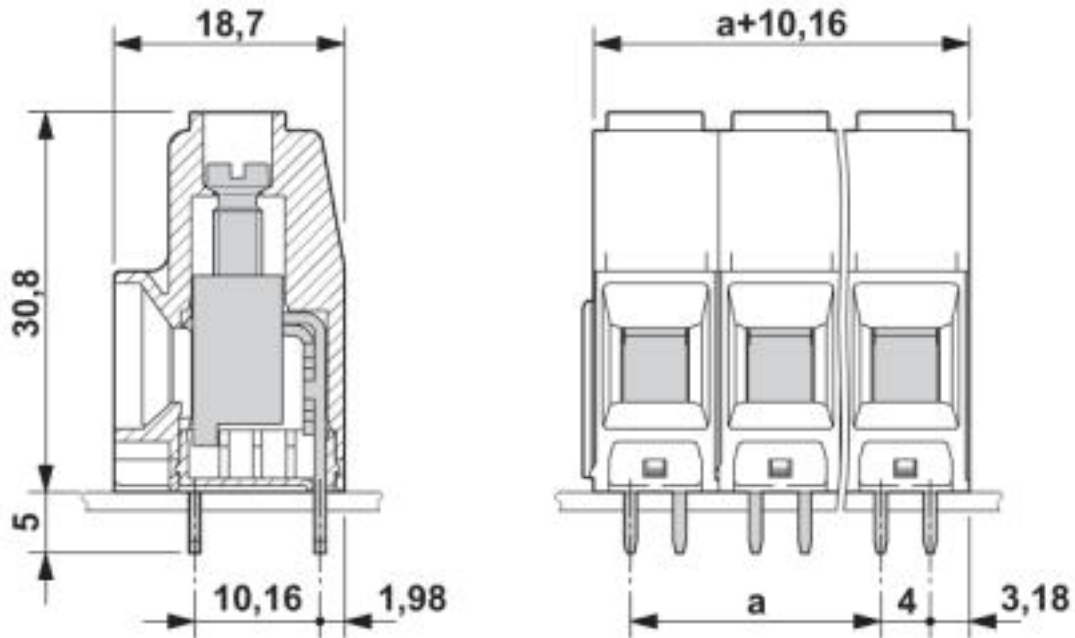


Diagram



PCB terminal block - MKDS 10 HV/ 9-ZB-10,16 - 1709759

Dimensional drawing



The figure shows the dimensional drawing of the 3-pos. version of the product

Classifications

eCl@ss

eCl@ss 4.0	27141100
eCl@ss 4.1	27141100
eCl@ss 5.0	27141100
eCl@ss 5.1	27261100
eCl@ss 6.0	27261100
eCl@ss 7.0	27440401
eCl@ss 8.0	27440401
eCl@ss 9.0	27440401

ETIM

ETIM 3.0	EC001121
ETIM 4.0	EC002643
ETIM 5.0	EC002643
ETIM 6.0	EC002643
ETIM 7.0	EC002643

PCB terminal block - MKDS 10 HV/ 9-ZB-10,16 - 1709759

Classifications

UNSPSC

UNSPSC 6.01	30211801
UNSPSC 7.0901	39121432
UNSPSC 11	39121432
UNSPSC 12.01	39121432
UNSPSC 13.2	39121432

Approvals


Approvals


Approvals

IECEE CB Scheme / SEV / EAC / cULus Recognized

Ex Approvals

Approval details


IECEE CB Scheme		http://www.iecee.org/	CH-8225
Nominal voltage UN	800 V		
Nominal current IN	76 A		
mm²/AWG/kcmil	10		

SEV		https://www.electrosuisse.ch/de/meta/shop/produktezertifikate.html	IK-3542-M1
Nominal voltage UN	800 V		
Nominal current IN	76 A		
mm²/AWG/kcmil	10		

EAC		B.01742	
-----	-------------------------------------------------------------------------------------	---------	--

PCB terminal block - MKDS 10 HV/ 9-ZB-10,16 - 1709759

Approvals

cULus Recognized		http://database.ul.com/cgi-bin/XYV/template/LISEXT/1FRAME/index.htm	E60425-19770427
	B	C	
Nominal voltage UN	600 V	600 V	
Nominal current IN	60 A	60 A	
mm²/AWG/kcmil	20-6	20-6	

Accessories

Accessories

Crimping tool

Crimping pliers - CRIMPFOX 6 - 1212034



Crimping pliers, for ferrules without insulating collar according to DIN 46228 Part 1 and ferrules with insulating collar according to DIN 46228 Part 4, 0.25 mm² ... 6.0 mm², lateral entry, trapezoidal crimp

Crimping pliers - CRIMPFOX 16 S - 1207983



Crimping pliers for ferrules up to 16 mm²

Screwdriver tools

Screwdriver - SZS 0,6X3,5 - 1205053



Actuation tool, for ST terminal blocks, insulated, also suitable for use as a bladed screwdriver, size: 0.6 x 3.5 x 100 mm, 2-component grip, with non-slip grip

Terminal marking

PCB terminal block - MKDS 10 HV/ 9-ZB-10,16 - 1709759

Accessories

Marker strip - SK 5,0 WH:REEL - 0805221



Marker strip, Roll, white, unlabeled, can be labeled with: THERMOMARK ROLL 2.0, THERMOMARK ROLL, THERMOMARK ROLL X1, THERMOMARK ROLLMASTER 300/600, THERMOMARK X1.2, mounting type: adhesive, for terminal block width: 5 mm, lettering field size: continuous x 5 mm, Number of individual labels: 90000